







**LEGEND**

-  Primary pedestrian routes
  -  Pedestrian gates
  -  Vehicular gates
  -  Fences
  -  Gates marked A must be manned by security personnel on a 24 hour basis.
  -  Gates marked B must be opened for the duration of the operating hours of the rail service (4h30 – 21h15) and be manned by security personnel for this time period
- Gates not indicated with a letter may be locked and remain unmanned between 19h30 and 6h30

**Recommended fencing plan for Mitchell's Plain CBD**

To be explored further with stakeholders

DATE: 21.10.2016  
DWG NO: SK 161021.01  
DRAWN: MG  
SCALE: 1: 2 000