







LEGEND

-  Primary pedestrian routes
 -  Pedestrian gates
 -  Vehicular gates
 -  Fences
 -  Gates marked A must be manned by security personnel on a 24 hour basis.
 -  Gates marked B must be opened for the duration of the operating hours of the rail service (4h30 – 21h15) and be manned by security personnel for this time period
- Gates not indicated with a letter may be locked and remain unmanned between 19h30 and 6h30

Recommended fencing plan for Mitchell's Plain CBD

To be explored further with stakeholders

DATE: 21.10.2016
DWG NO: SK 161021.01
DRAWN: MG
SCALE: 1: 2 000